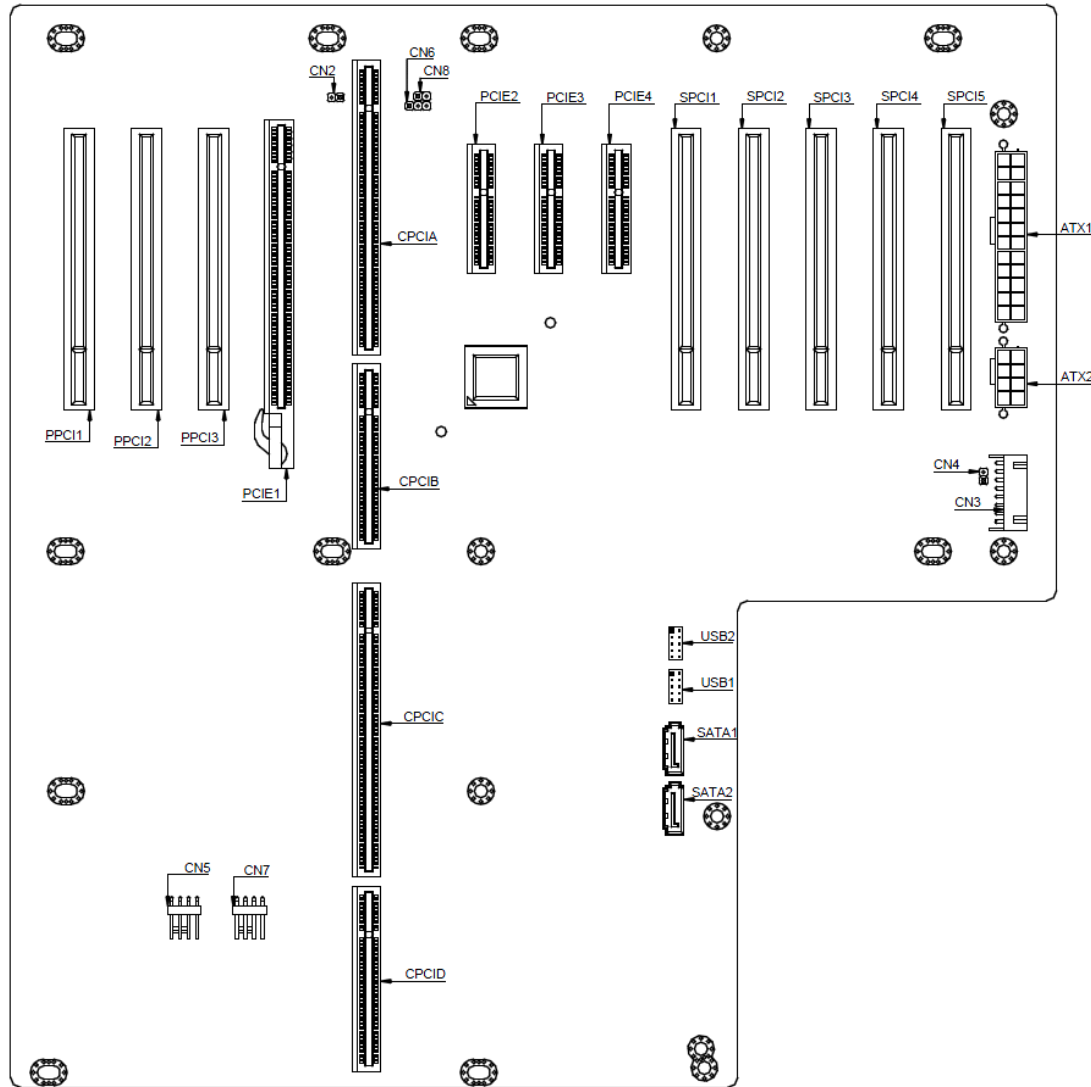


BP-214SH-P8E4



(CN2) Reset



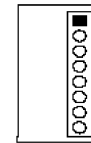
| Pin | Pin Name |
|-----|----------|
| 1 | RESET |
| 2 | GND |

(CN4) SMBus



| Pin | Pin Name |
|-----|-----------|
| 1 | PCI_SCLK |
| 2 | PCI_SDATA |

(CN3) Alarm Connector



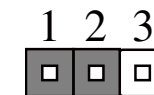
| Pin | Pin Name |
|-----|-----------|
| 1 | +5VSB |
| 2 | +12V |
| 3 | +3.3V |
| 4 | -12V |
| 5 | +5V |
| 6 | PCI_SCLK |
| 7 | PCI_SDATA |
| 8 | GND |

(CN5, CN7) Fan Connector

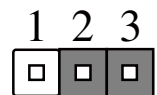


| Pin | Pin Name |
|-----|-------------------|
| 1 | GND |
| 2 | +12V |
| 3 | Fan Speed Sense |
| 4 | Fan Speed Control |

(CN6) Auto Power Button



Auto Power Button



No Auto Power Button

(CN8) Power Button



| Pin | Pin Name |
|-----|------------|
| 1 | PWR Button |
| 2 | GND |